

elcometer®
inspection equipment



Elcometer 355
Coating Thickness Gauge

Elcometer 355

Coating Thickness Gauge



The Elcometer 355's watchwords are accuracy, simplicity, versatility and durability making this a true state of the art hand-held measuring system packed with time-saving and cost-cutting features.

Available as a standard and top model, the unit's large memory stores up to 10,000 readings in batches and data can be output to a PC, datalogger or printer as required.

With a comprehensive range of Probe Modules available, just select the most appropriate for the application. All modules are supplied with calibration foils.

- $\pm 1\%$ or $1\mu\text{m}$ accuracy, whichever is greater
- Rugged aluminium case designed for the toughest environments
- ElcoMaster® software supplied
- Full statistical analysis - mean standard deviation, number of readings, highest and lowest value
- RS232 output
- Date and time stamp

STANDARDS:

AS 2331.1.4, AS 3894.3-B, AS/NZS 1580.108.1, ASTM B 244, ASTM B 499, ASTM D 1186-B, ASTM D 1400, ASTM D 7091, ASTM E 376, ASTM G 12, BS 3900-C5-6A, BS 3900-C5-6B, BS 5411-3, BS 5411-11, BS 5599, DIN 50981, DIN 50984, ECCA T1, EN 13523-1, IMO MSC.215(82), IMO MSC.244 (83), ISO 1461, ISO 19840, ISO 2063, ISO 2360, ISO 2808-6A, ISO 2808-6B, ISO 2808-7C, ISO 2808-7D, ISO 2808-12, JIS K 5600-1-7, NF A49-211, NF T30-124, SS 184159, SSPC PA 2, US Navy PPI 63101-000, US Navy NSI 009-32

Product Features

C

Part Number	Description	Certificate
A355----T	Elcometer 355 Top Coating Thickness Gauge	○
Operating Temperature	0°C to 50°C (32°F to 120°F)	
Storage Temperature	-10°C to 60°C (14°F to 140°F)	
Dimensions	175 x 83 x 42mm (6.9 x 3.3 x 1.6")	
Weight	650g (1.43lb)	
Reading Speed	40 readings per minute	Auto Repeat Mode 130/140 readings per minute
Data Output	RS232C Serial or Parallel Output via D25 Type Connector (Female)	
Memory	Standard: 5,000 reading memory in 25 pre-set batches Top: 10,000 reading memory in up to 200 batches (individually calibrated)	
Battery Type	3 x 1.5V AA Cells (Alkaline) or 3 x 1.5V Nickel Metal Hydride rechargeable cells	
Battery Life	Minimum: 40 hours with alkaline batteries, 20 hours with rechargeable batteries	
Packing List	Elcometer 355 Top or Standard Gauge, leather carry case, precision hand grip, 3 x AA batteries, ElcoMaster® software, PC cable and operating instructions	

○ Optional Calibration Certificate available.

Coating Thickness Gauge

Elcometer 355










Unique probe modules allow the Elcometer 355 Coating Thickness Gauges to be versatile and flexible for any measurement application.

Probe modules can be freely interchanged as required for both ferrous (F) and non-ferrous (N) metal substrates.

Most probe modules are capable of an accuracy of $\pm 1\%$ of the reading on a variety of coatings and surfaces.

Telescopic probes extend from 410mm (16") to 1100mm (43").



Probe Range C					
Scale 1	Range:	0-1500 μ m (0-60mils)		Accuracy*: $\pm 1\%$ or $\pm 1\mu$ m (± 0.04 mil)	
	Resolution:	0.1 μ m: 0-200 μ m; 0.5 μ m: 200-500 μ m; 1 μ m: 500-1500 μ m (0.005mil: 0-8mils; 0.02mil: 8-20mils; 0.05mil: 20-60mils)			
	Probe Design	Part Number	Minimum Headroom	Minimum Sample Diameter	Certificate
	F1 Standard	T35511952	85mm (3.35")	6mm (0.24")	●
	F1 Telescopic	T35511959	30mm (1.18")	6mm (0.24")	●
	N1 Standard	T35511982	85mm (3.35")	8mm (0.31")	●
Scale 2	Range:	0-5mm (0-200mils)		Accuracy*: $\pm 1\%$ or $\pm 5\mu$ m (± 0.2 mil)	
	Resolution:	2 μ m: 0-500 μ m; 5 μ m: 500-5000 μ m (0.1mil: 0-20mils; 0.2mil: 20-200mils)			
	Probe Design	Part Number	Minimum Headroom	Minimum Sample Diameter	Certificate
	F2 Telescopic	T35511960	36mm (1.42")	10mm (0.39")	●
	N2 Standard	T35511984	88mm (3.46")	18mm (0.71")	●
Scale 4	Range:	0-250 μ m (0-10mils)		Accuracy*: $\pm 1\%$ or $\pm 1\mu$ m (± 0.04 mil)	
	Resolution:	0.1 μ m: 0-250 μ m (0.005mil: 0-10mils)			
	Probe Design	Part Number	Minimum Headroom	Minimum Sample Diameter	Certificate
	F4 Standard	T35511950	85mm (3.35")	4mm (0.16")	●
	F4 Right Angle (long)	T35511951	18mm (0.71")	3mm (0.12")	●
	N4 Standard	T35511980	90mm (3.54")	8mm (0.31")	●
Scale 5	Range:	0-800 μ m (0-32mils)		Accuracy*: $\pm 1\%$ or $\pm 2\mu$ m (± 0.08 mil)	
	Resolution:	1 μ m: 0-800 μ m (0.1mil: 0-32mils)			
	Probe Design	Part Number	Minimum Headroom	Minimum Sample Diameter	Certificate
	F5 (Rebar)	T35511962	85mm (3.35")	4mm (0.16")	●

* Whichever is greater

● Test certificate supplied as standard.

Accessories



Precision Hand Grip

The grip is designed to help control the placement of the probe on surfaces in a repeatable way so that the optimum accuracy capability can be achieved.

Jumbo Hand Grip

Ideal for precision placement for the most accurate results on flat and curved surfaces. Place the probe inside the Jumbo Hand Grip and take measurements - ideal when wearing gloves.

V-Probe Adaptor

Ideal for precision placement for the most accurate results on medium and large diameter curved surfaces such as pipes and cylinders.

Part Number	Description
T35512026	Precision Hand Grip
T9997766-	Jumbo Hand Grip - F and N Probes For use with the following Elcometer 355 probes: F1 Standard, F2 Standard, F4 Standard, F5 Rebar, N1 Standard
T9997381-	V-Probe Adaptor - F and N Probes For use with the following Elcometer 355 probes: F1 Standard, F2 Standard, F4 Standard, F5 Rebar, N1 Standard



Probe Placement Jig

For the most reliable and repeatable coating thickness measurements, making the gauge score highly in repeatability and reproducibility studies. Ideal for small and large components alike. The probe placement jig is supplied with a probe housing to suit standard F1, F2, F4, F5 and N1 probes. Housings to suit other probes are available as optional accessories.

Part Number	Description
T95012880	Probe Placement Jig
T95013028	Component Hand Vice
T95012888	Cable Release Assembly - ideal for remote measurements
T95015589	N4 Probe Adaptor - must be purchased for use with N4 Probes